



GHANA PUBLIC SAFETY AND CRIME REPORT – FIRST HALF 2022

Authorized for release

TABLE OF CONTENTS

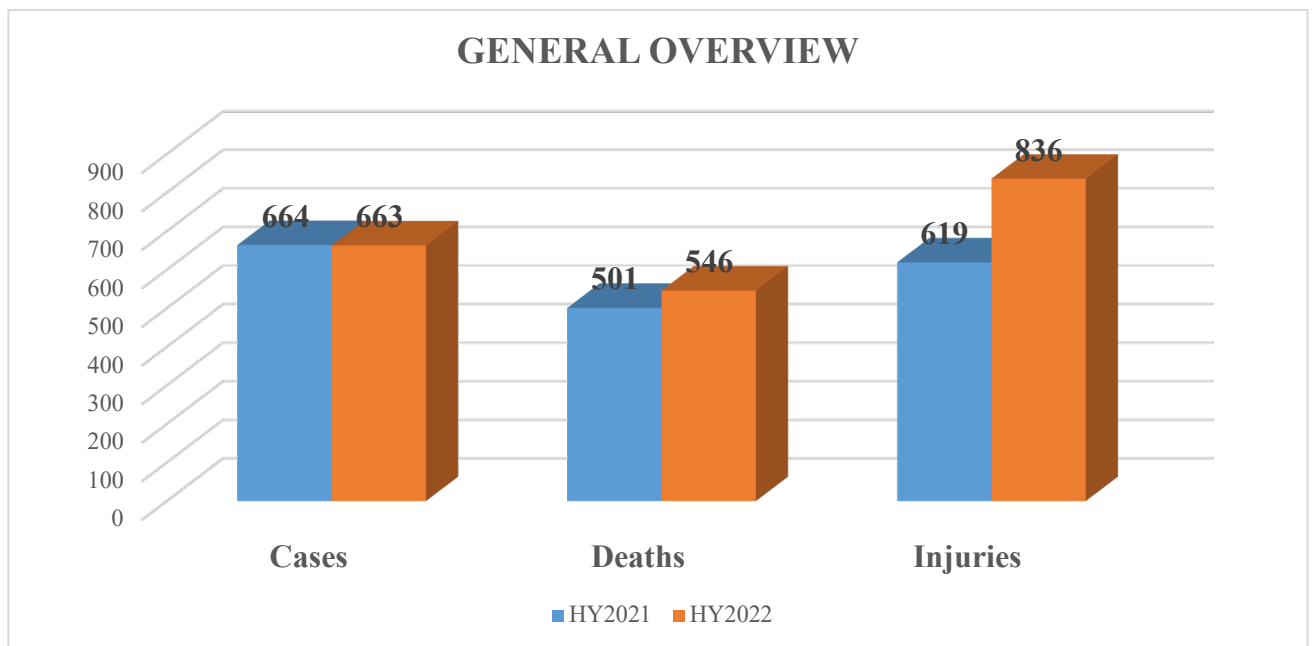
HIGHLIGHTS: - JANUARY TO JUNE 2022	2
ANNEX	8
BACKGROUND	14
DEFINITIONS	15



Ghana Public Safety and Crime Report *January-June 2022*

Highlights: - January to June 2022

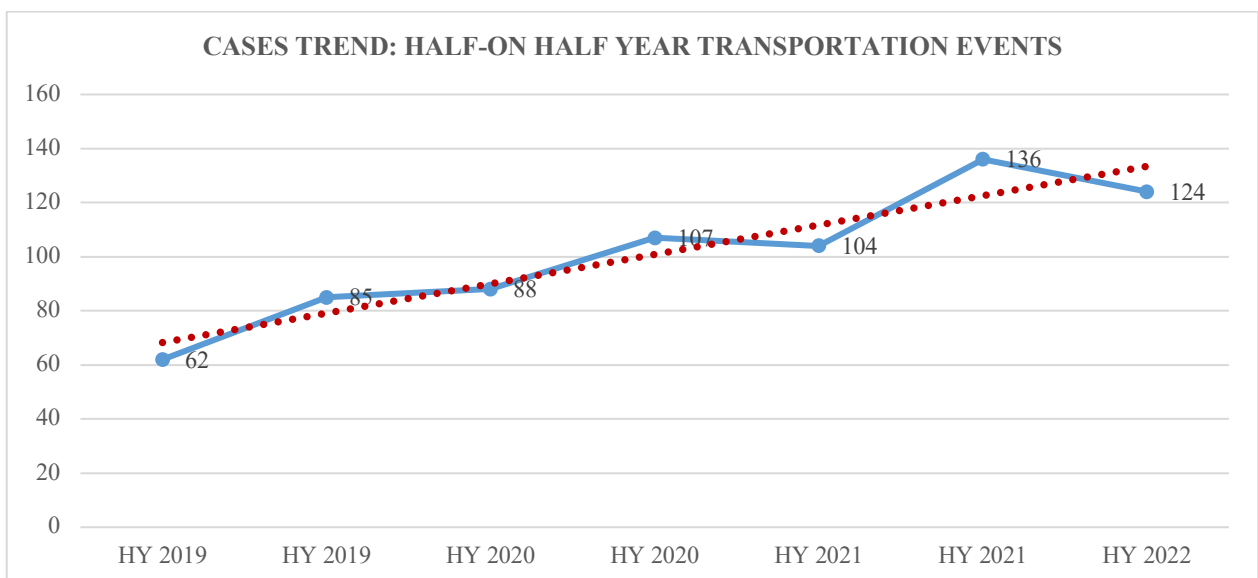
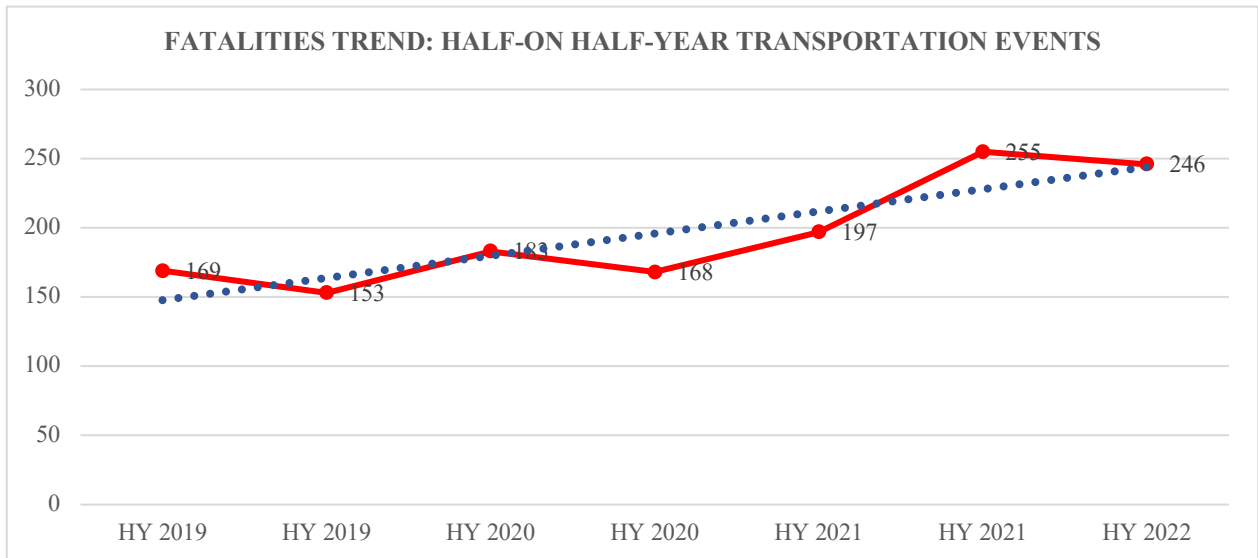
1. Total public safety incidents reported decreased by 0.2% over the same period in Y2021, being a total of 664 events for Y2021 as against 663 events for Y2022.
2. The total reported deaths monitored increased by 9%, from 501 deaths in 2021 to 546 deaths in Y2022.
3. Total reported injuries monitored for the period in 2022 increased by over 35% compared to the same period in Y2021.



TRANSPORTATION-RELATED INCIDENTS

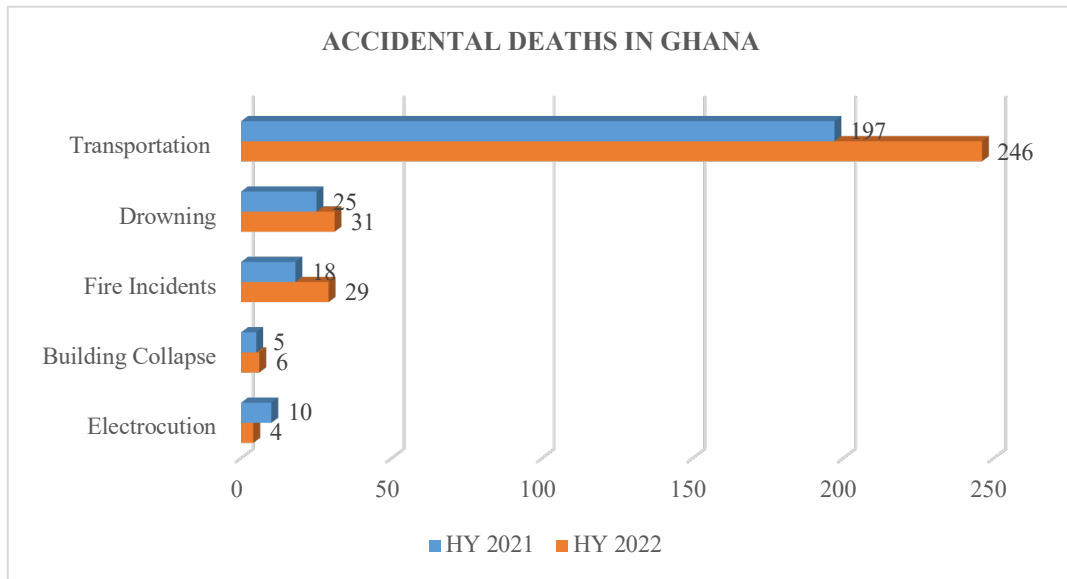
4. Reported transportation-related events (dominated by road crashes) increased by 19% with a 25% increase in fatalities(deaths) compared to the same period in Y2021.

Below is a chart showing half-on-half-year trend of reported cases and fatalities indicating an upward trend since 2019.

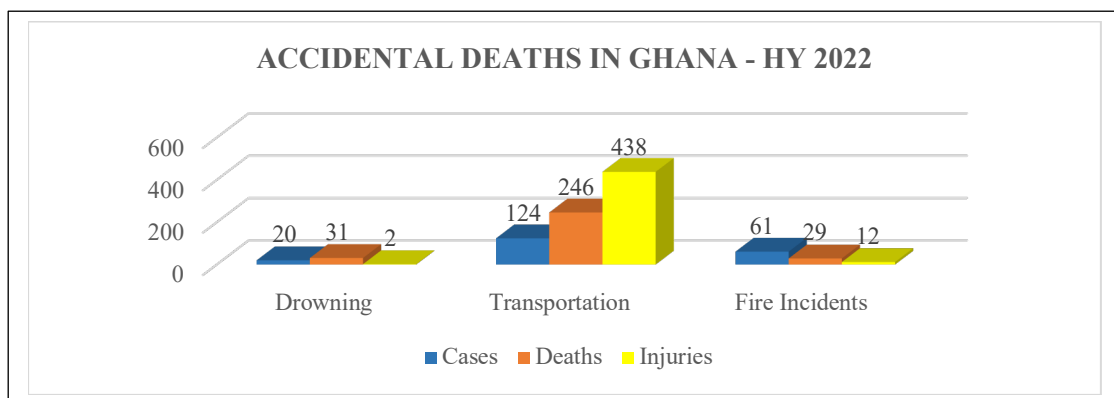


ACCIDENTAL/PREVENTABLE DEATHS

5. Preventable deaths ¹(also referred to as accidental/unintentional deaths) recorded in the first half of Y2022 increased by 22% over the same period in Y2021. Approximately two (2) persons are killed accidentally each day in a preventable occurrence.



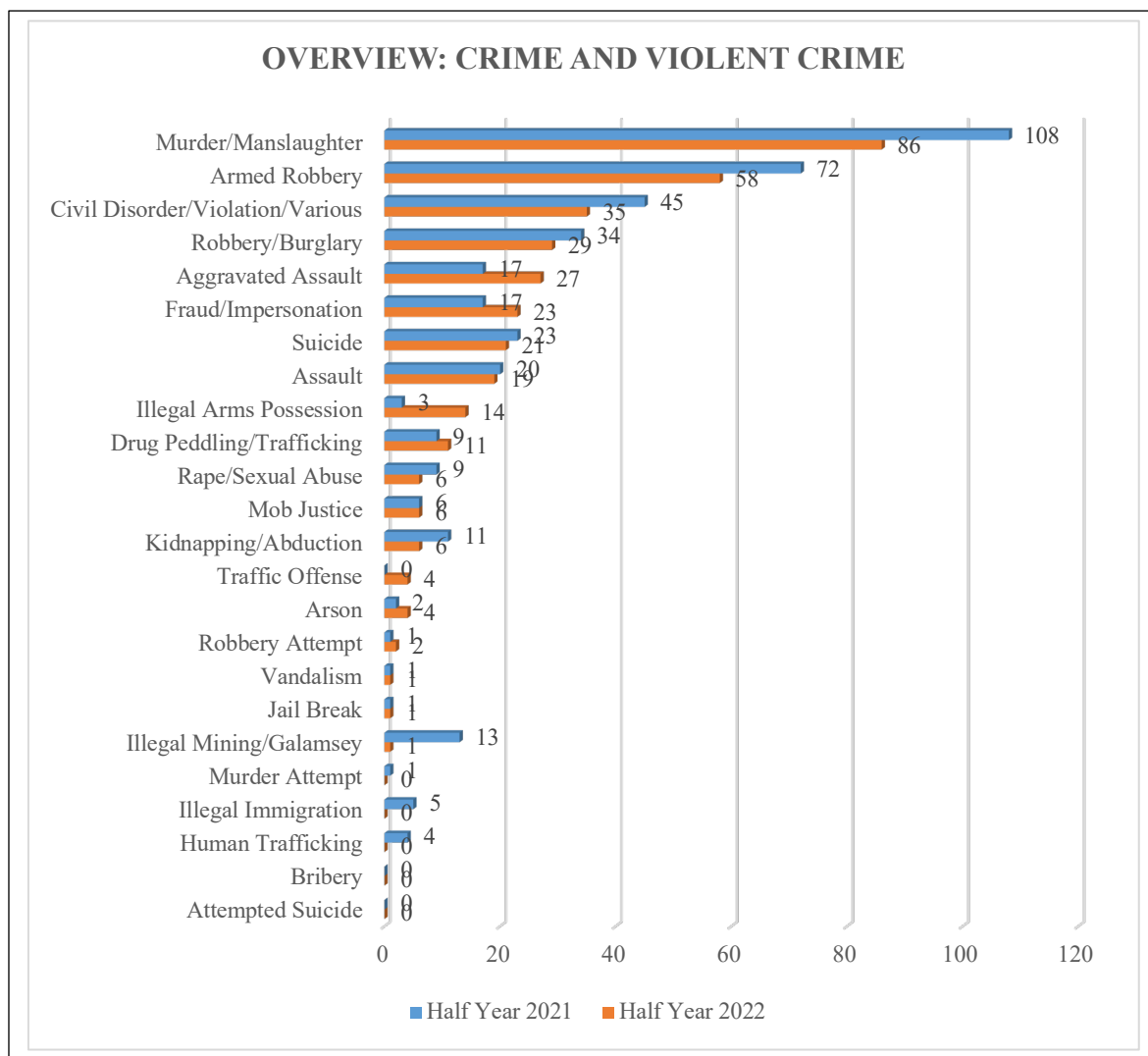
6. Transportation-related incidents (mainly road traffic crashes) are the leading cause of accidental deaths in the first half of 2022; and deaths increased by 19% over the same period in 2021



¹ Death arising out of 'accidental' events such as road crashes, building collapses, among others. Preventable deaths and injuries do not include natural causes of death, such as illnesses, or deaths arising from violent crimes.

VIOLENT CRIME

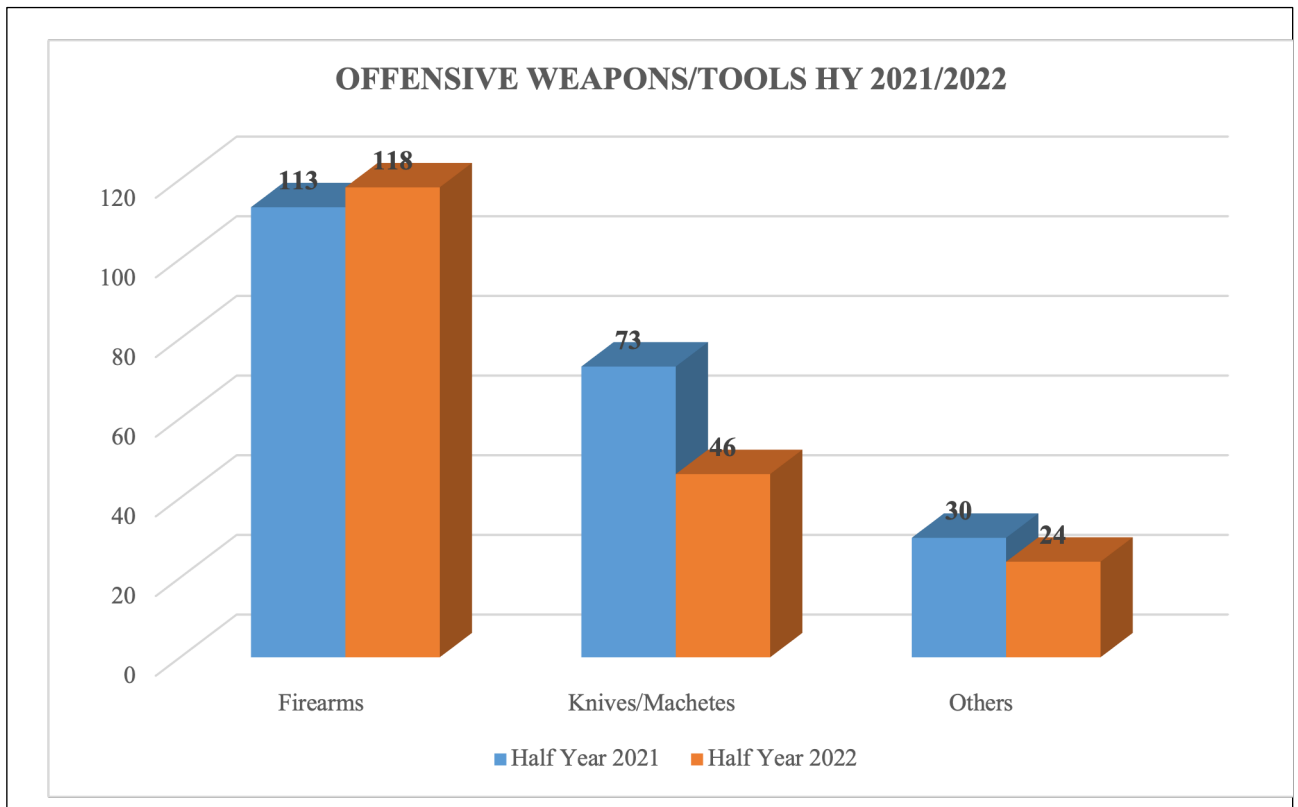
7. Overall reported violent crimes decreased by about 12% in Y2022 compared to the same period in Y2021. Reported incidents of murder/manslaughter, armed robbery, and civil disorder for the period of Y2022 decreased over Y2021, at 20%, 19%, and 22% respectively.



8. Reported deaths arising out of violent crimes increased by 1.2% in Y2022 compared to the same period in Y2021. Despite the decrease in the number of violent crime incidents, more people continue to fall victim to violent crime activities leading to an increase in deaths resulting from violent crime activities.

9. Reported use of firearms in the commission of violent crimes in Y2022 increased by

more than 4% over the same period in Y2021.



10. Reported cases of illegal arms trafficking, possession, and unauthorized use increased by over 300% in the first half of Y2022 over the same period in Y2021

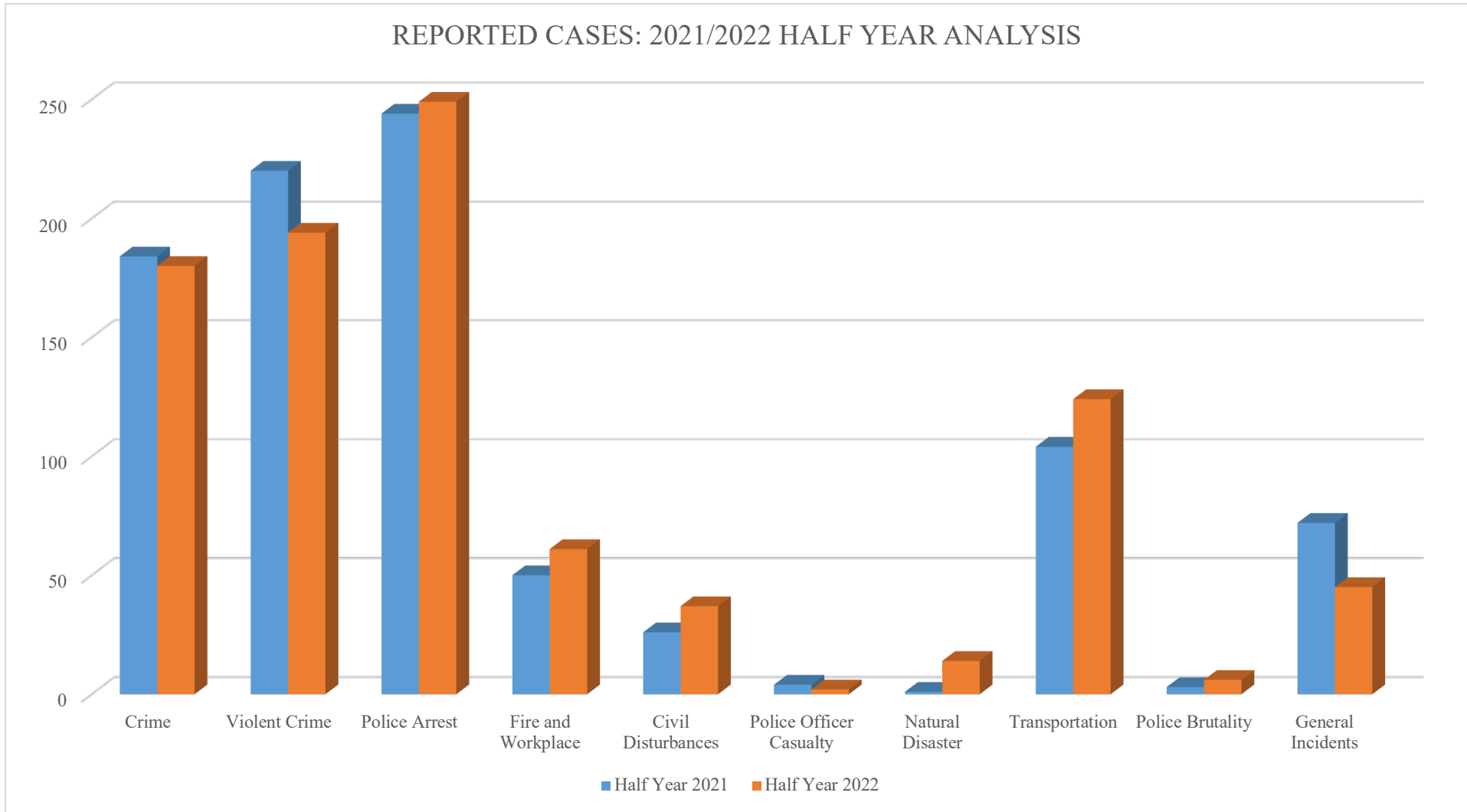
11. Data monitored showed a 2% increase in reported police arrests for the first half of Y2022 compared to the same period in Y2021.

TOP TEN CRIMES - HY 2021 vrs. 2022

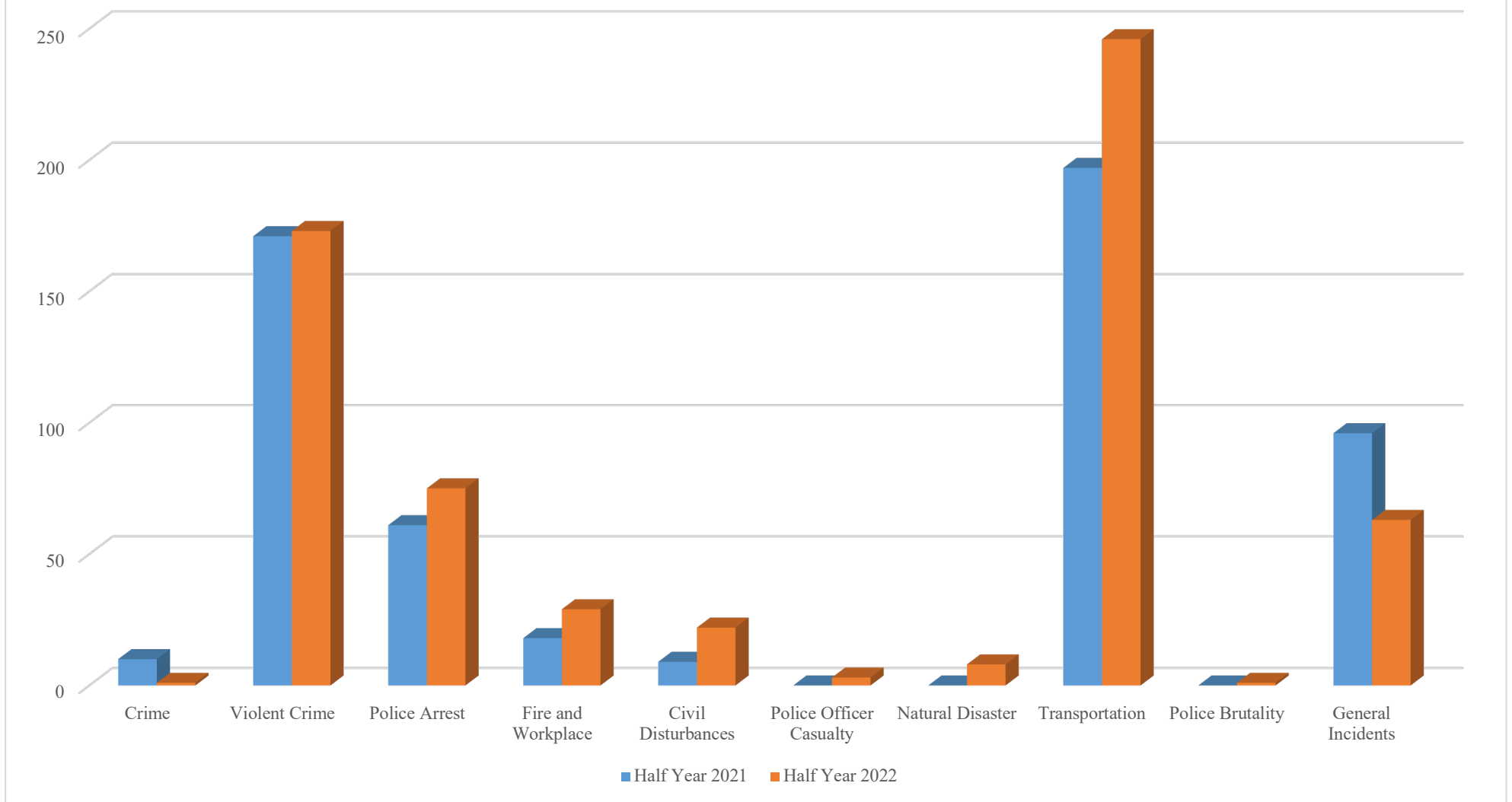
	VIOLENT CRIME EVENTS	2021	2022	DIFFERENCE	% CHANGE
1	Illegal Arms ²	3	14	11	367
2	Aggravated Assault	17	27	10	59
3	Fraud/Impersonation	17	23	6	35
4	Drug Peddling/Trafficking	9	11	2	22
5	Assault	20	19	-1	-5
6	Suicide	23	21	-2	-9
7	Robbery/Burglary	34	29	-5	-15
8	Armed Robbery	72	58	-14	-19
9	Murder/Manslaughter	108	86	-22	-20
10	Civil Disorder/Violation/Various	45	35	-10	-22

²Reported stories of illegal firearm possession, trafficking and unauthorized use

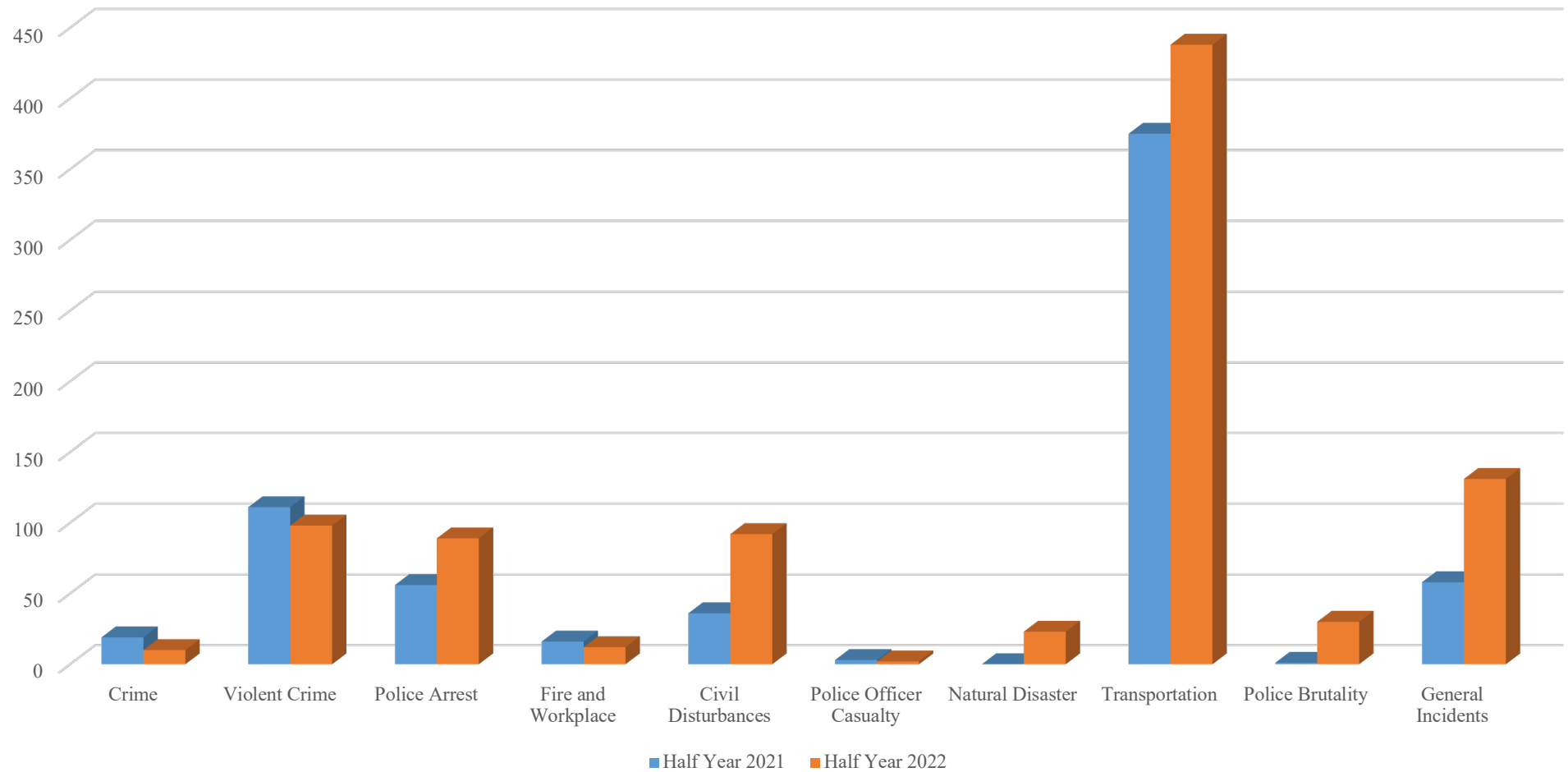
ANNEX
Table of 2021/2022



REPORTED DEATHS: 2021/2022 HALF YEAR ANALYSIS



REPORTED INJURIES: 2021/2022 HALF YEAR ANALYSIS



NUMBER OF CASES RECORDED PER MONTH

	2021							2022						
EVENTS	JAN	FEB	MAR	APR	MAY	JUN	TOTAL	JAN	FEB	MAR	APR	MAY	JUN	TOTAL
Crime	29	22	34	27	29	43	184	41	26	21	26	40	26	180
Violent Crime	22	21	36	45	38	58	220	39	19	38	31	33	34	194
Police Arrest	29	31	41	38	39	66	244	54	30	36	33	55	41	249
Fire and Workplace	9	6	3	12	11	9	50	17	14	4	14	7	5	61
Civil Disturbances	1	1	2	6	10	6	26	5	5	9	5	5	8	37
Police Officer Casualty	0	2	0	2	0	0	4	2	0	0	0	0	0	2
Natural Disaster	0	0	0	0	1	0	1	0	1	3	3	4	3	14
Transportation	10	12	15	22	20	25	104	22	23	22	23	18	16	124
Police Brutality	0	2	0	0	1	0	3	1	1	1	1	0	2	6
General Incidents	8	13	8	14	12	17	72	6	5	5	8	8	13	45
TOTAL	79	79	98	128	122	158	664	133	94	103	111	115	107	663

NUMBER OF DEATH RECORDED PER MONTH

EVENTS	2021							2022						
	JAN	FEB	MAR	APR	MAY	JUN	TOTAL	JAN	FEB	MAR	APR	MAY	JUN	TOTAL
Crime	4	1	4	0	0	1	10	0	0	0	0	1	0	1
Violent Crime	21	17	27	33	32	41	171	26	15	37	32	28	35	173
Police Arrest	4	8	12	12	9	16	61	7	6	20	7	20	15	75
Fire and Workplace	1	1	0	5	7	4	18	14	3	5	3	1	3	29
Civil Disturbances	0	0	0	1	5	3	9	6	1	4	4	4	3	22
Police Officer Casualty	0	0	0	0	0	0	0	3	0	0	0	0	0	3
Natural Disaster	0	0	0	0	0	0	0	0	0	0	1	4	3	8
Transportation	23	34	33	39	29	39	197	63	40	46	42	40	15	246
Police Brutality	0	0	0	0	0	0	0	0	0	0	0	0	1	1
General Incidents	6	4	24	11	21	30	96	21	4	7	13	4	14	63
TOTAL	55	57	88	89	94	118	501	133	63	99	95	82	74	546

NUMBER OF INJURIES RECORDED PER MONTH

EVENTS	2021							2022						
	JAN	FEB	MAR	APR	MAY	JUN	TOTAL	JAN	FEB	MAR	APR	MAY	JUN	TOTAL
Crime	1	1	1	12	1	3	19	0	0	2	3	3	2	10
Violent Crime	9	6	28	19	10	39	111	21	12	11	21	18	15	98
Police Arrest	5	3	17	15	5	11	56	6	4	16	22	16	25	89
Fire and Workplace	0	2	0	4	5	5	16	5	0	0	3	1	3	12
Civil Disturbances	0	0	7	7	11	11	36	3	8	16	16	9	40	92
Police Officer Casualty	0	1	0	2	0	0	3	2	0	0	0	0	0	2
Natural Disaster	0	0	0	0	0	0	0	0	0	16	4	2	1	23
Transportation	57	61	59	32	42	124	375	118	32	45	102	33	108	438
Police Brutality	0	1	0	0	0	0	1	1	1	1	1	0	26	30
General Incidents	3	11	0	26	6	12	58	61	3	0	0	64	3	131
TOTAL	70	83	95	102	75	194	619	211	56	91	150	130	198	836

BACKGROUND

The Ghana Public Safety and Crime Report (BPS WATCH) broadly categorizes public safety issues into ten categories (index) namely Crime, Violent Crime, Fires/Industrial (Workplace) related incidents, Transportation related incidents, Civil Disturbances, Police Officer Casualties, Police Brutalities, Police Arrests, Natural Disasters and General Incidents. It also takes into consideration the casualties that occur under each case by recording injuries and deaths (casualties index) where they arise.

This report comprises data collected daily, including weekends and public holidays from January 1st to June 30th, 2022. It involved 32,580 minutes (543 hours) of scouting, capturing, logging, and validating stories reported across ten online portals associated with major television and radio stations in Ghana operating under the authority and guidelines of the National Media Commission (NMC) of Ghana. The report is an overview of reported crimes and public safety issues from across Ghana. It also captures deaths and injuries arising out of the ten monitored categories of public safety and crime issues.

The Ghana Public Safety and Crime Report provide data on trends of public safety and crime occurrence across Ghana, with the aim of informing the general public, policy, and law enforcement interventions towards predicting, preventing and building safer communities.

The report does not lend itself to public safety and crimes directly lodged or reported at any State Agency or captured by any State Agency for purposes of obtaining/providing service(s), justice, gathering data, or monitoring public safety threats and/or issues. Therefore, data gathered by this initiative may vary from what government official sources report from time to time. Also, the definition of terminologies may differ from what State agencies subscribe to. Furthermore, casualty counts reported using descriptive terms such as “dozens, scores, hundredths, many, etc.” are logged as single

(1) casualties until a specific number is reported and confirmed by official sources within a 72- hour validation window.

DEFINITIONS

Murder/Manslaughter

Legally speaking cases of murder and manslaughter are matters that are determined by a competent court of jurisdiction after satisfying itself with the full facts available to it regarding a particular case. Nonetheless, in this project, the BPS captures all unlawful killings of one human being by another as murder cases.

Robbery/ Burglary

Refers to all acts of taking away something(s) from someone by use of force, threat, or violence.

Eventful Arrests

Refers to lawful arrests by law enforcement officer(s) that are characterized by either excessive use of force or results in violence such as gun battle, etc.

Rape and Sexual Abuse

This refers to unlawful sexual activity and sexual intercourse carried out forcibly or under threat of injury against a person's will or with a person beneath a certain age or incapable of valid consent.

Fraud

Fraud occurs when a person(s) is/ are deceived by other(s) with the intention of obtaining financial or personal gain or both.

Hate Crimes

Merriam Webster defines a hate crime as “any of various crimes (such as assault or defacement of property) when motivated by hostility to the victim as a member of a group (such as one based on color, creed, gender, or sexual orientation)

Drugs/Alcohol

Events involving possession, peddling, use of and abuse of (chemical) substances and drugs

Mob Action

Events involving a person(s) acting in concert with one or more persons and without lawful authority uses of force or violence to exact punishment on suspected criminals.

Impersonation

Events involving persons assuming the character or appearance of or pretending to be what they are not for self-serving purposes.

Authorized for immediate release

23rd July, 2022

030-330-9388/020-111-0066

info@ghanasafety.com



ALL RIGHTS RESERVED

JULY 2022